


OCCUPATIONAL FRAUD in the EDUCATION INDUSTRY



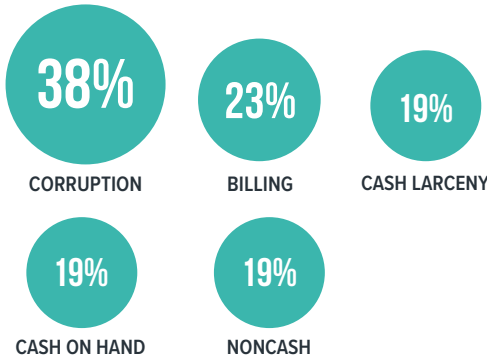
The ACFE's 2018 *Report to the Nations* included **97 cases** of occupational fraud in the **education industry**



Median duration of a fraud scheme



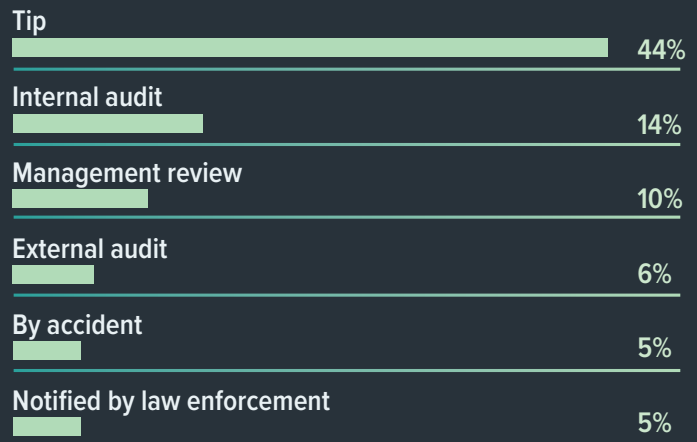
MOST COMMON SCHEMES



MOST COMMON ANTI-FRAUD CONTROLS



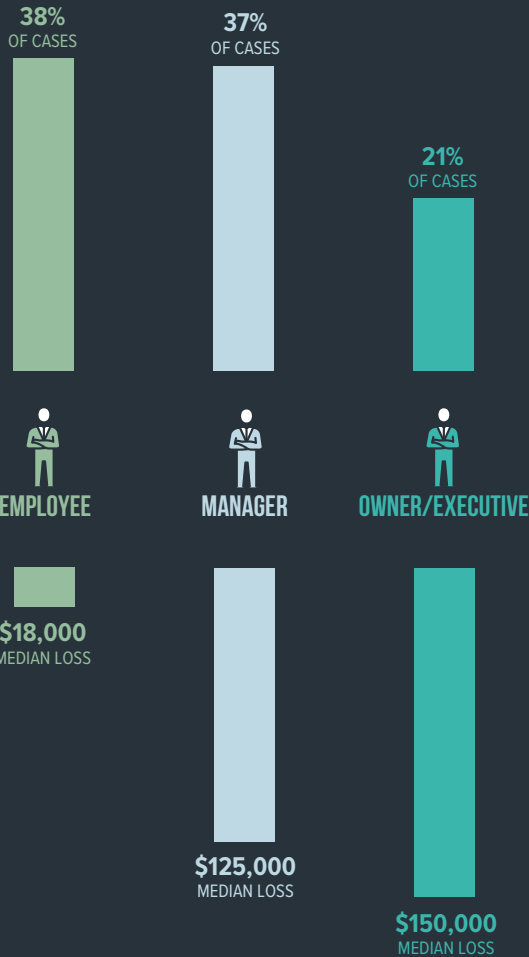
How are occupational frauds in the education industry most often detected?



FRAUDSTERS WHO HAD BEEN WITH THEIR ORGANIZATIONS LONGER CAUSED SIGNIFICANTLY LARGER LOSSES



How does the perpetrator's level of authority relate to occupational fraud?



WHERE DID PERPETRATORS WORK WITHIN THEIR ORGANIZATIONS?

These were the three most common departments:



Accounting
17% OF CASES



Administrative support
13% OF CASES



Operations
12% OF CASES

MOST COMMON BEHAVIORAL RED FLAGS EXHIBITED BY PERPETRATORS



Living beyond means
40% OF CASES



Financial difficulties
34% OF CASES

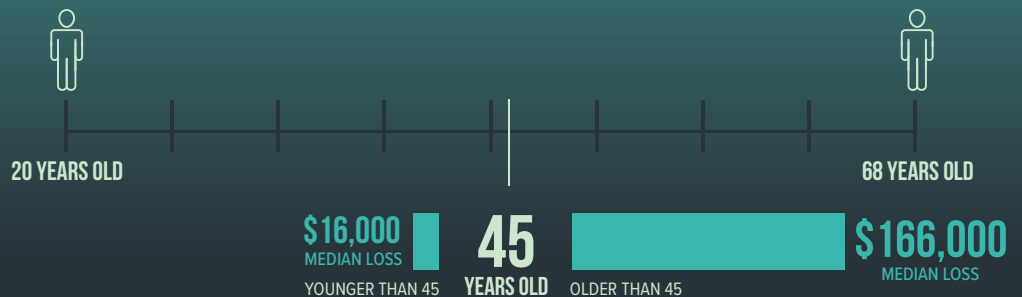


Control issues, unwillingness to share duties
23% OF CASES

Median age for all fraudsters in the industry was

45

LOSSES CAUSED BY FRAUDSTERS ABOVE THE MEDIAN AGE WERE MUCH LARGER THAN LOSSES CAUSED BY THOSE BELOW THE MEDIAN:



Data from the ACFE's 2018 *Report to the Nations*. Download the full report and other resources at [ACFE.com/RTTN](https://www.acfe.com/RTTN).

© 2018 Association of Certified Fraud Examiners, Inc. All rights reserved. "ACFE," "CFE," "Certified Fraud Examiner," "Association of Certified Fraud Examiners," "Report to the Nations," the ACFE Logo and related trademarks, names and logos are the property of the Association of Certified Fraud Examiners, Inc., and are registered and/or used in the U.S. and countries around the world.